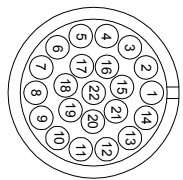
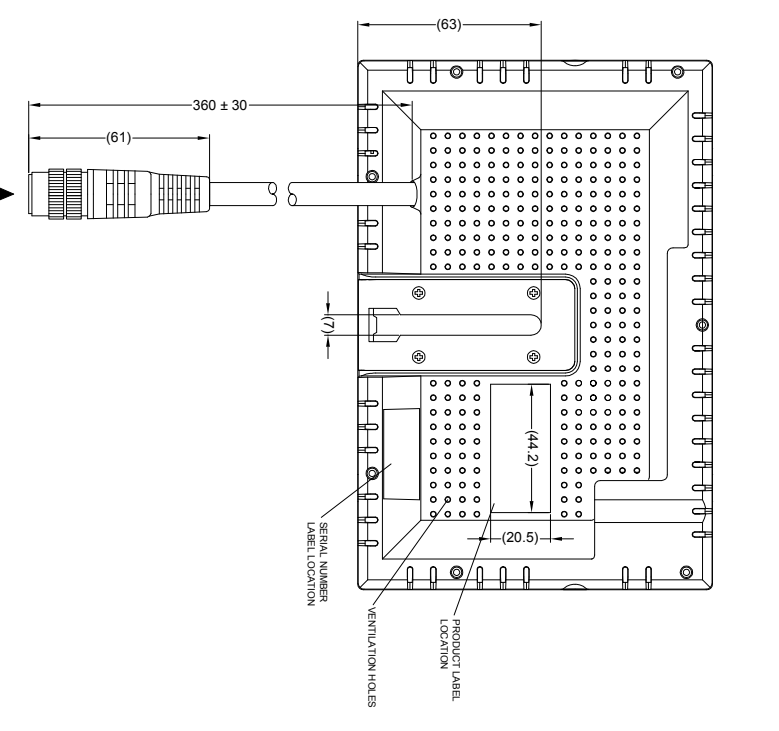
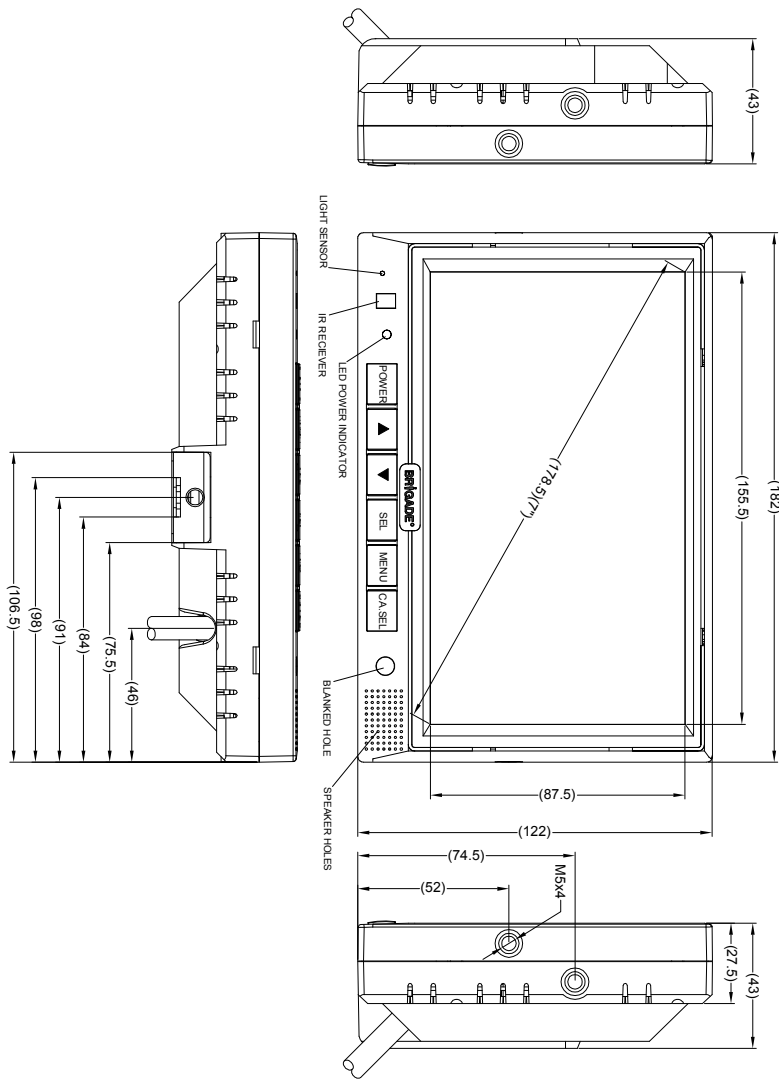


**VIEW A**



**22 PIN MALE MATING FACE**

PIN#	DESCRIPTION
1	+12V
2	TRIGGER 3
3	TRIGGER 2
4	TRIGGER 4
5	TRIGGER 1
6	GROUND
7	CA1 VIDEO
8	CA1 AUDIO
9	CA1/CA2 +12V
10	CA2 VIDEO
11	CA2 AUDIO
12	GROUND
13	NC
14	NC
15	CA4 VIDEO
16	CA4 AUDIO
17	CA3/CA4 +12V
18	CA3 VIDEO
19	CA3 AUDIO
20	SPLIT TRIGGER
21	NC
22	NC



- NOTES:**
1. FOR PRODUCT LABEL, REFER TO THE LATEST REVISION OF DRAWING BE-001650-XX-11.
  2. FOR SERIAL NO. LABEL REFER TO THE LATEST REVISION OF DRAWING BE-001323-XX-10.
  3. FINISH: SOFT TOUCH BLACK PAINT.
  4. MATERIAL: ABS PLASTIC.
  5. BRIGADE LOG AFFIXED TO MONITOR MUST BE SILVER.
  6. FIRMWARE VERSION SY-MO136DC-A04A-V1/6 TO BE PRELOADED TO THE MONITOR DURING MANUFACTURING.
  7. THE SILKSCREEN APPLIED TO BUTTONS MUST BE WHITE, ARIAL FONT & SIZE 9.



**PROPRIETARY NOTICE**  
 THIS DESIGN AND TECHNICAL INFORMATION APPEARING ON THIS DRAWING IS THE PROPERTY OF BRIGADE ELECTRONICS, AND IS DISCLOSED IN CONFIDENCE. IT IS NOT TO BE COPIED, REPRODUCED, REVEALED TO OR EXPLOITED BY OTHERS, EITHER IN WHOLE OR IN PART WITHOUT THE EXPRESS WRITTEN CONSENT OF BRIGADE ELECTRONICS.



<b>Assembly Pl Approval</b> XHUANG (21/02/12)		<b>Approved by</b> DKERAI		<b>Checked by</b> LBRAR		<b>Drawn by</b> JNEWMAN	
<b>Angle of Projection</b> Third Angle		<b>Units</b> mm		<b>Scale</b> N/A		<b>Released</b> 19/03/12	
<b>Status</b> RELEASED		<b>Released</b> 19/03/12		<b>Assembly Ref</b> -		<b>Part No</b> #3902	
<b>www.brigade-electronics.com</b>		<b>VBV-770FM-M</b>		<b>BE-001663-01-11</b>		<b>FrameV2</b>	